




Indiana AFL-CIO 2020 Legislative Scorecard: House of Representatives

	HB1007; RC9	HB1065; RC391	HB1111; RC119	HB1063; RC116	HB1063; RC148	SB25; RC233	SB269; RC199	SB409; RC259	Indiana AFL-CIO 2020 Score	Indiana AFL-CIO 2019 Score	Indiana AFL-CIO 2019-2020 Score
	Amnd. To give teacher Pay Raises this Session	Bill which allows Charter Schools Access to Referendum \$	Amnd. To improve Unemployment Insurance Bill	Amnd. To Expand Public Safety Officer Death Benefits	Public Safety Officer Death Benefits	Mental Health Disability Review Panels	Workers Compensation Technical Corrections	Stronger Penalties on Employers who Violate Child Labor Laws			
Abbott, David (R-HD 82)	0	0	0	0	1	1	1	0	38%	38%	38%
Austin, Terri (D-HD 36)	1	1	1	1	1	1	1	1	100%	100%	100%
Aylesworth, Mike (R-HD 11)	0	0	0	0	1	1	1	0	38%	46%	43%
Bacon, Ronald (R-HD 75)	0	E	0	0	1	1	1	0	43%	38%	40%
Baird, Beau (R-HD 44)	0	0	0	0	1	1	1	0	38%	31%	33%
Barrett, Bradford (R-HD 56)	0	0	0	0	1	1	1	0	38%	31%	33%
Bartels, Stephen (R-HD 74)	0	0	0	0	1	1	1	0	38%	38%	38%
Bartlett, John (D-HD 95)	1	1	1	1	E	1	1	1	100%	85%	90%
Bauer, B. Patrick (D-HD 6)	1	E	1	1	1	1	1	1	100%	85%	90%
Beck, Lisa (D-HD 19)	1	1	1	1	1	1	1	1	100%	100%	100%
Behning, Robert (R-HD 91)	0	0	0	0	1	1	1	0	38%	31%	33%
Borders, Bruce (R-HD45)	0	0	0	0	1	1	1	0	38%	31%	33%
Bosma, Brian (R-HD 88)	NV	0	0	NV	1	1	NV	NV	25%	8%	15%
Boy, Patricia (D-HD 9)	1	1	1	1	1	1	1	1	100%	92%	95%
Brown, Timothy (R-HD 41)	0	0	0	0	1	1	1	0	38%	31%	33%
Burton, Woody (R-HD 58)	0	0	0	0	1	1	1	1	50%	31%	38%
Campbell, Chris (D-HD 26)	1	1	1	1	1	1	1	1	100%	92%	95%
Candelaria Reardon, Mara (D-HD 12)	1	1	1	1	1	1	1	1	100%	100%	100%
Carbaugh, Martin (R-HD 81)	0	0	0	1	1	1	1	0	50%	23%	35%
Cherry, Robert (R-HD 53)	0	0	0	0	1	1	1	0	38%	33%	35%
Chyung, Chris (D-HD 15)	1	1	1	1	1	1	1	1	100%	92%	95%
Clere, Edward (R-HD 72)	0	0	0	0	1	1	1	0	38%	31%	33%
Cook, Anthony (R-HD 32)	0	1	0	0	1	1	1	0	50%	31%	38%
Davisson, Steven (R-HD 73)	0	E	E	E	1	1	1	E	75%	36%	50%
Deal, Ross (D - HD 7)	1	1	1	1	1	1	1	1	100%	100%	100%
DeLaney, Edward (D-HD 86)	1	1	1	1	1	1	1	1	100%	100%	100%
DeVon, Dale (R-HD 5)	0	0	0	0	1	1	1	E	43%	31%	35%
Dvorak, Ryan (D-HD 8)	E	1	1	1	1	E	1	1	100%	83%	89%
Eberhart, Sean (R-HD 57)	E	0	E	E	1	1	1	0	60%	25%	35%
Ellington, Jeff (R-HD 62)	0	0	0	0	1	1	1	0	38%	25%	30%
Engleman, Karen (R-HD 70)	0	0	0	0	1	1	1	0	38%	31%	33%
Errington, Sue (D-HD 34)	1	1	1	1	1	1	1	1	100%	100%	100%
Fleming, Rita (D-HD 71)	1	1	1	1	1	1	1	1	100%	85%	90%
Forestal, Dan (D-HD 100)	1	E	1	1	E	E	E	E	100%	75%	86%
Frye, Randall (R-HD 67)	0	1	0	0	1	1	1	0	50%	36%	42%

	HB1007; RC9	HB1065; RC260	HB1111; RC119	HB1063; RC116	HB1063; RC148	SB25; RC233	SB269; RC199	SB409; RC259	Indiana AFL-CIO 2020 Score	Indiana AFL-CIO 2019 Score	Indiana AFL-CIO 2019-2020 Score
	Amnd. To give teacher Pay Raises this Session	Amnd. to give Charter Schools Access to Referendum \$	Amnd. To improve Unemployment Insurance Bill	Amnd. To Expand Public Safety Officer Death Benefits	Public Safety Officer Death Benefits	Mental Health Disability Review Panels	Workers Compensation Technical Corrections	Stronger Penalties on Employers who Violate Child Labor Laws			
GiaQuinta, Phil (D-HD 80)	I	I	I	I	I	I	I	I	100%	100%	100%
Goodin, Terry (D-HD 66)	I	I	I	I	I	I	I	I	100%	100%	100%
Goodrich, Chuck (R-HD 29)	O	O	O	O	I	I	I	O	38%	31%	33%
Gutwein, Doug (R-HD 16)	O	O	O	O	I	I	I	O	38%	31%	33%
Hamilton, Carey (D-HD87)	I	I	I	I	I	I	I	I	100%	92%	95%
Harris Jr., Earl (D-HD 2)	I	I	I	I	I	I	I	I	100%	92%	95%
Hatcher, Ragen (D-HD 3)	I	I	I	I	I	I	I	E	100%	92%	95%
Hatfield, Ryan (D-HD 77)	E	I	I	I	I	I	I	I	100%	85%	90%
Heaton, Robert (R-HD 46)	O	O	O	O	I	I	I	O	38%	31%	33%
Heine, Dave (R-HD 85)	E	E	O	O	I	E	E	E	33%	33%	33%
Hostettler, Matt (R-HD 64)	O	O	O	O	I	I	I	O	38%	31%	33%
Huston, Todd (R-HD 37)	O	O	O	O	E	I	I	O	29%	25%	28%
Jackson, Carolyn (D-HD 1)	I	I	I	I	I	I	I	I	100%	85%	90%
Jordan, Jack (R-HD 17)	O	O	O	O	I	I	I	O	38%	31%	33%
Judy, Christopher (R-HD 83)	O	O	E	E	I	I	I	O	50%	31%	37%
Karickhoff, Michael (R-HD 30)	O	O	O	O	I	I	I	O	38%	31%	33%
Kirchhofer, Cindy (R-HD 89)	O	E	O	I	I	I	I	I	71%	33%	47%
Klinker, Sheila (D-HD 27)	I	I	I	I	I	E	I	I	100%	85%	90%
Lauer, Ryan (R - HD 59)	O	O	O	O	I	I	I	O	38%	38%	38%
Lehe, Don (R-HD 25)	O	O	O	O	I	I	I	O	38%	33%	35%
Lehman, Matthew (R-HD 79)	O	O	O	O	I	I	I	O	38%	31%	33%
Leonard, Daniel (R-HD 50)	O	O	O	I	I	I	I	O	50%	31%	37%
Lindauer, Shane (R - HD 63)	O	O	O	O	I	I	I	O	38%	31%	33%
Lucas, Jim (R - HD 69)	O	O	O	O	I	I	E	O	29%	17%	22%
Lyness, Randy (R-HD 68)	O	I	O	O	I	I	I	O	50%	31%	38%
Macer, Karlee (D-HD 92)	I	I	I	I	E	I	I	I	100%	100%	100%
Manning, Ethan (R - HD 23)	O	O	O	O	I	I	I	O	38%	38%	38%
May, Chris (R-HD 65)	O	I	O	O	I	I	I	O	50%	31%	38%
Mayfield, Peggy (R-HD 60)	O	O	O	O	I	I	I	O	38%	31%	33%
McNamara, Wendy (R-HD 76)	O	I	O	O	I	I	I	O	50%	38%	43%
Miller, Doug (R-HD48)	O	O	O	O	I	I	I	I	50%	31%	40%
Moed, Justin (D-HD 97)	E	I	I	I	I	I	I	I	100%	83%	89%
Morris, Robert (R-HD 84)	O	O	O	O	I	I	I	O	38%	31%	33%
Morrison, Alan (R-HD 42)	O	O	O	O	I	E	I	O	29%	31%	32%
Moseley, Charles (D-HD 10)	I	E	I	I	I	I	I	I	100%	100%	100%
Negele, Sharon (R-HD 13)	O	O	O	O	I	I	I	O	38%	31%	33%

	HB1007; RC9	HB1065; RC260	HB1111; RC119	HB1063; RC116	HB1063; RC148	SB25; RC233	SB269; RC199	SB409; RC259	Indiana AFL-CIO 2020 Score	Indiana AFL-CIO 2019 Score	Indiana AFL-CIO 2019-2020 Score
	Amnd. To give teacher Pay Raises this Session	Amnd. to give Charter Schools Access to Referendum \$	Amnd. To improve Unemployment Insurance Bill	Amnd. To Expand Public Safety Officer Death Benefits	Public Safety Officer Death Benefits	Mental Health Disability Review Panels	Workers Compensation Technical Corrections	Stronger Penalties on Employers who Violate Child Labor Laws			
Nisly, Curt (R-HD 22)	0	1	0	0	1	1	1	0	50%	31%	38%
Pfaff, Tonya (D- HD 43)	1	1	1	1	1	1	1	1	100%	100%	100%
Pierce, Matthew (D-HD 61)	1	1	1	1	1	E	1	1	100%	92%	95%
Porter, Gregory (D-HD 96)	1	1	1	1	1	1	1	1	100%	100%	100%
Prescott, John (R - HD 33)	0	0	0	0	1	1	1	0	38%	31%	33%
Pressel, Jim (R-HD 20)	0	1	0	0	1	1	1	0	50%	38%	43%
Pryor, Cherrish (D-HD 94)	1	1	1	1	1	1	1	1	100%	92%	95%
Saunders, Thomas (R-HD 54)	E	0	0	0	1	E	1	E	40%	38%	41%
Schaibley, Donna (R-HD 24)	0	0	0	1	1	1	1	0	50%	31%	38%
Shackleford, Robin (D-HD 98)	1	1	1	1	1	1	1	1	100%	92%	95%
Sherman, Dollyne (R-HD93)	0	0	0	0	1	1	1	0	38%	E	38%
Smaltz, Ben (R-HD 52)	0	0	0	0	1	1	1	0	38%	23%	30%
Smith, Vernon (D-HD 14)	1	1	1	1	1	1	1	1	100%	100%	100%
Soliday, Edmond (R-HD 4)	0	0	0	0	1	1	1	0	38%	38%	38%
Speedy, Mike (R-HD 90)	0	0	0	0	1	E	E	E	20%	33%	29%
Steuerwald, Gregory (R-HD 40)	0	0	0	0	1	1	1	0	38%	31%	33%
Stutzman, Christy (R - HD 49)	0	0	0	0	E	E	1	0	17%	0%	6%
Sullivan, Halli (R-HD 78)	E	0	0	0	1	E	1	0	33%	31%	32%
Summers, Vanessa (D-HD 99)	1	1	1	1	1	1	1	1	100%	92%	95%
Thompson, Jeffrey (R-HD 28)	0	0	0	0	1	1	1	0	38%	31%	33%
Torr, Jerry (R-HD 39)	0	0	0	0	1	1	1	0	38%	31%	33%
VanNatter, Heath (R-HD 38)	E	1	0	0	1	1	1	0	57%	31%	40%
Vermillion, Ann (R-HD 31)	0	1	0	0	1	1	1	0	50%	E	50%
Wesco, Timothy (R-HD 21)	0	0	E	E	E	1	1	0	40%	31%	33%
Walkins, David (R-HD 18)	0	E	0	0	E	1	1	0	25%	11%	20%
Wright, Melanie (D-HD 35)	1	1	1	1	1	E	1	1	100%	100%	100%
Young, John (R-HD 47)	0	1	0	0	1	1	1	0	50%	31%	38%
Zent, Dennis (R-HD 51)	E	0	0	0	1	1	1	0	38%	31%	33%
Zemke, Cindy (R-HD 55)	0	0	0	0	1	1	1	0	38%	31%	33%

1 = Correct vote

0 = Incorrect vote

E= excused absence

NV = Not Voting